

JUNIOR
MERIT
PROGRAM

BY

MRS GLEN M. GEORGE

Table of Contents

Categories listed in the order they appear —

BIBLE FACTS
WE BELIEVE
OUR WORLD
HOME CHURCH
GOOD NEIGHBOR
PRAYER
MEMORY
PSALMS
QUIZ MASTER
MISSIONS
CHURCH HISTORY

Available from:

BOARD OF CHRISTIAN EDUCATION
Reformed Presbyterian Church
of North America

INTRODUCTION

This is a flexible program and rules may be drawn up by the group involved. For instance, all six items under each heading might be required before the badge is received or perhaps 3, 4, or 5 of the items must be done. As a group set up requirements to maintain consistency.


Directions for Badges and Sashes

Badges should be colorful. Use felt making the circles of various colors. Cut the emblems from complimentary colors and glue or sew them on the circles. Make an over the shoulder sash of blue material about 2½ inches wide and long enough to fasten under the left arm and over the right shoulder. As the badges are earned these are sewn on the sash.

Recognition

At periodic intervals there should be a special time to hand out the badges. This could be done at Junior meeting or at the end of Sabbath School. Upon completion of the entire program recognition by the congregation is suggested. Opportunities for wearing the sashes should be given. This could be for special programs or occasions at the church during the year.

Bible Facts Badge



Color Scheme

Circle _____


Emblem _____

BIBLE FACTS

1. Tell why the Bible that we so often use is called the King James Version, how it came to be translated, etc. Some information is printed in the front of most Bibles.
2. Name the books of the Bible and tell how many there are in each testament.
3. Write something telling how the Bible came into existence, the original languages it was written in and how God guided the men who wrote portions of the Bible.
4. Tell how to use a Concordance and give an example.
5. Draw a map to illustrate a period of Bible History, such as the wanderings of the children of Israel in the wilderness or Paul's missionary journeys.
6. Tell something about the American Bible Society and its importance in distributing Bibles throughout the world.

The American Bible Society
450 Park Avenue
New York, New York 10022

We Believe Badge



Color Scheme


Circle _____

Emblem _____

WE BELIEVE

1. Make a report telling why we sing Psalms without accompaniment.
2. Tell why we think it is wrong to belong to secret societies.
3. Tell something of the history of political dissent.
4. Learn the Catechism question that shows why we use the Bible as our guide.
5. Tell something about the significance of Communion and Baptism.
6. Tell what it means to be a Christian and illustrate by a picture or story.

Our World Badge



Color Scheme


Circle _____

Emblem _____

OUR WORLD

1. Draw a diagram of the solar system and tell why you think the heavens show that there is a God.
2. Take a walk in the country or park and bring back something that shows you that there is a God who made heaven and earth and all that is living in it.
3. Plant a seed or root and observe it for a few days. Tell what is needed to make it grow and how God has provided for these needs.
4. Tell something about the different climates found on the earth and tell how God provided for the plants and the animals found there.
5. Tell the story of creation as found in Genesis.
6. Draw a picture showing the glory of God in nature and give a Bible verse to go with it.

Home Church Badge



Color Scheme

Circle _____


Emblem _____

HOME CHURCH

1. Find out as much as you can about the history of your local church and write a brief report.
2. Choose a former minister and find out something about him and report on it.
3. Draw a picture of your church.
4. Make a poster inviting people to come to church. Use a Bible verse.
5. Tell how you can be a home missionary. Say a verse to show your point.
6. Find out who the different officers of your church are and what jobs they do for the church.

GOOD NEIGHBOR

Good Neighbor Badge



Color Scheme

Circle _____

Emblem _____

1. Write to a member of the Aged People's Home on her birthday.
2. Write to another Junior Society and tell about your meetings. Ask them about ideas that you could use.
3. Do something to help a member of your family and report on it.
4. Draw a picture showing how you could be a good neighbor and friend.
5. Learn a Bible verse to help you be a good neighbor.
6. Write a story about someone who was a good neighbor or give a book report that shows someone being a good neighbor.

Prayer Badge



Color Scheme


Circle _____

Emblem _____

PRAYER

1. Tell something about the Lord's Prayer, how Jesus happened to give it to the disciples, etc. Be able to pray the Lord's Prayer.
2. Choose a missionary and pray for him or her by name for a week.
3. Learn the Catechism question that tells what prayer is. Number 98.
4. Tell a Bible story to illustrate prayer.
5. Lead aloud in prayer at Junior meeting.
6. Write out a prayer and tell why you think the things in it are important to bring before God.

Memory Badge



Color Scheme

Circle _____

Emblem _____

MEMORY

1. Learn John 3:16
2. Tell why Paul wrote so many letters and quote 3 verses from one of his letters.
3. Learn the Beatitudes. Matthew 5:1-12
4. Be able to say the Ten Commandments.
5. Write about the Plan of Salvation. Use some Bible verses.
6. Tell a Bible story in detail.

Psalms Badge



Color Scheme

Circle _____

Emblem _____

PSALMS

1. Learn four verses from a Psalm to be recited or sung.
2. Find out about at least two of the people who were on the committees to review the tunes and the texts of our Psalter and tell something about their work. Names are in the front of the Psalter.
3. Tell why we sing the Psalms without accompaniment in our worship service.
4. Choose one Psalm and draw a picture or series of pictures to illustrate it.
5. Know which Psalm is the longest and which is the shortest and how many Psalms there are. Be able to say the shortest one.
6. Choose your favorite Psalm and tell why. Recite 2 verses of it.

Quiz Master Badge



Color Scheme

Circle _____


Emblem _____

QUIZ MASTER

1. Take a general knowledge test prepared by your teacher.
2. Know "Who Said" a list of ten Bible quotations. Teacher should help in preparing for this.
3. Teach a Bible game to other Juniors.
4. Make up a Bible test that could be given to other Juniors.
5. Tell an O.T. story or a N.T. parable.
6. Make up a Bible game that you and your friends could play.

Missions Badge

MISSIONS



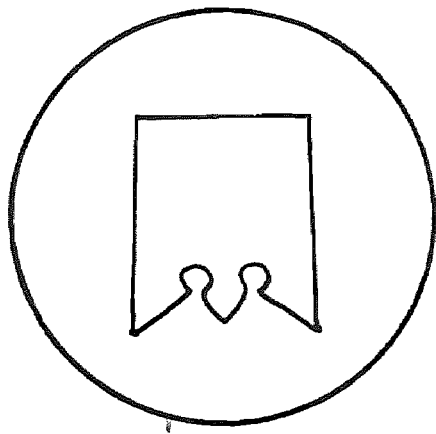
Color Scheme

Circle _____

Emblem _____

1. Write something to tell why we have missions and how we can help be missionaries ourselves.
2. Pick a Foreign Mission and find out all you can about it including the people who work there.
3. Pick a Home Mission and do the same. (Any new church under the care of the Home Missions Board will count.)
4. Learn 4 verses of a missionary Psalm. This can be either recited or sung.
5. Make a poster about Missions.
6. Read a book about a missionary and give a report on it.

Church History Badge



Color Scheme

Circle _____

Emblem _____


CHURCH HISTORY

1. Tell something about the early Covenanter Church.
2. Tell why we use the Blue Banner as a symbol in our church. Make a banner. (May use construction paper and paint or crayons.)
3. Tell how the token that was used in the early church came into existence. Learn a verse that applies to the communion season.
4. Tell what a conventicle was and in what country it was held. Learn a verse that would help a person who must fear for his life every time he went to church.
5. Tell a story from our early history that shows the sacrifices some were willing to make for Christ.
6. Learn a Bible verse that might help you stand up for Christ.

Color Scheme

Circle _____

Emblem _____



Badge to be given after all work for
the Badges has been completed